



District Report Card: 2017


State: Mizoram	District: Serchhip
Class: 3	Subject: Mathematics
Schools: 30	Students: 246


Participation/Coverage


Students

<div>GENDER</div> <div></div>	Boys				Girls			
	Number		%		Number		%	
	137		55.69		109		44.31	

<div>AREA</div> <div></div>	Rural				Urban			
	Number		%		Number		%	
	199		80.89		47		19.11	

<div>CATEGORY</div> <div></div>	SC		ST		OBC		GEN	
	Number	%	Number	%	Number	%	Number	%
	0	0.00	246	100.00	0	0.00	0	0.00

<div>CWSN</div> <div></div>	LD	VI	HI	S&LD	ID	Oth
	0	1	0	0	0	0

<div>Management</div> <div></div>	Government			Government-aided		
	Number		%	Number		%
	246		100.00	0		0.00

Average Performance of Students in Mathematics (%)

Overall	Gender		Area		Management		Social Group			
	Male	Female	Rural	Urban	Govt.	Aided	SC	ST	OBC	GEN
59.46	58.59	60.55	60.50	55.04	59.46	0.00	0.00	59.46	0.00	0.00

Performance on Learning Outcomes (LOs)

Learning Outcomes	Description	Average Performance(%)
M301	Reads and writes numbers up to 999 using place value	5.47
M302	Compares numbers up to 999 based on their place values	68.70
M303	Solves simple daily life problems using addition and subtraction of three digit numbers with and without regrouping	60.16
M304	Constructs and uses the multiplication facts (up till 10) in daily life situations	65.24
M305	Analyses and applies an appropriate number operation in the situation/ context	37.40
M306	Explains the meaning of division facts by equal grouping/sharing and finds it by repeated subtraction	68.70
M309	Identifies and makes 2D-shapes by paper folding, paper cutting on the dot grid, using straight lines etc.	89.01
M311	Fills a given region leaving no gaps using a tile of a given shape	21.88
M312	Estimates and measures length and distance using standard units like centimeters or meters & identifies relationships	34.75
M317	Reads the time correctly to the hour using a clock/watch	76.42
M318	Extends patterns in simple shapes and numbers	55.81
M319	Records data using tally marks, represents pictorially and draws conclusions	83.74

Range of Performance of Students who Answered Correctly							
Below 30%		30% - 50%		50% - 75%		Above 75%	
Number	%	Number	%	Number	%	Number	%
14	5.69	68	27.64	119	48.37	45	18.29

Lowest Performing Learning Outcomes (LOs)

- 1 - Reads and writes numbers up to 999 using place value (5.47)
- 2 - Fills a given region leaving no gaps using a tile of a given shape (21.88)
- 3 - Estimates and measures length and distance using standard units like centimeters or meters & identifies relationships (34.75)
- 4 - Analyses and applies an appropriate number operation in the situation/ context (37.40)
- 5 - Extends patterns in simple shapes and numbers (55.81)